

Please rate this document after reviewing at the bottom of this page.

## WARNING LAMP ACTIVATION

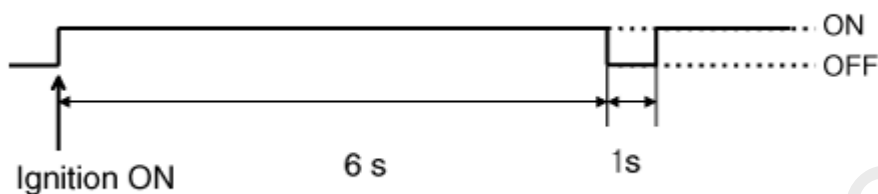
### Warning Lamp Behavior after Ignition On

As soon as the operating voltage is applied to the SRSCM ignition input, the SRSCM activates the warning lamp for the LED lamp check.

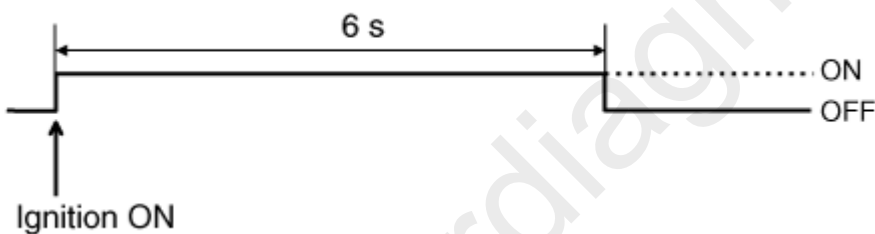
The lamp shall turn on for 6 seconds during the initialization phase and off afterward.

To alert the driver, the warning lamp shall turn on for 6 seconds and off for one second then on continuously after the operating voltage is applied if any active fault exists.

1. Active fault or historical fault counter is greater or equal to 10.



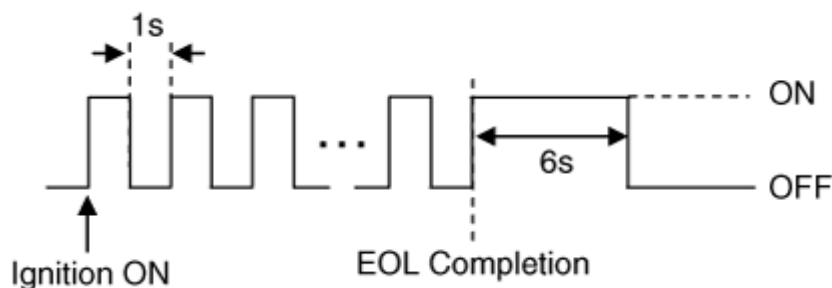
2. Normal or historical fault counter is less than 10.



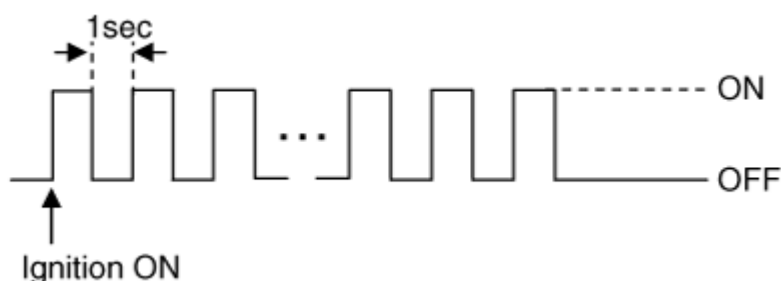
3. When the ignition is switched ON during variant coding (EOL) mode, the airbag warning lamp will illuminate and blink at intervals of 1 second until the coding is completed.

In case the variant coding is completed properly, the airbag warning lamp will turn on for 6 seconds, and then off. Otherwise, the airbag warning lamp will continuously blink at intervals of 1 second.

- (1) In case the variant coding is completed properly.



- (2) In case the variant coding is not completed.



When there is active fault in airbag system or SRSCM internal fault, the variant coding (EOL) cannot be completed. In this case, perform variant coding (EOL) procedure again after troubleshooting with the KDS.

## SRSCM Independent Warning Lamp Activation

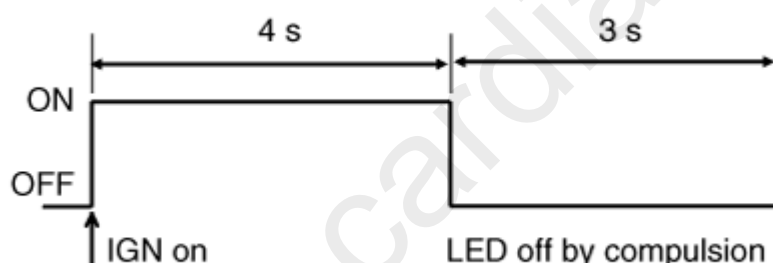
There are certain fault conditions in which the SRSCM cannot function and thus cannot control the operation of the standard warning lamp. In these cases, the standard warning lamp is directly activated by appropriate circuitry that operates independently of the SRSCM. These cases are:

1. Loss of battery supply to the SRSCM : warning lamp turned on continuously.
2. Loss of internal operating voltage : warning lamp turned on continuously.
3. Loss of Microprocessor operation : warning lamp turned on continuously.
4. SRSCM not connected : warning lamp turned on continuously.

## Telltale Lamp Activation

The Telltale Lamp indicates whether the Passenger Airbag (PAB) is enabled or disabled based on the occupant status on passenger seat. If the passenger seat is empty or occupied with a child (or child seat), the Passenger Airbag will be disabled and the Telltale Lamp will be turned ON to inform the driver that the PAB is disabled. As soon as operating voltage is applied to the SRSCM ignition input, the SRSCM activates telltale lamp prove out. ODS (Occupant Detection System) will send an indeterminate status to the SRSCM as a default setting for passenger airbag deployment during the prove out period.

After ignition on, telltale lamp will turn on for 4 seconds and turn off for 3 seconds during the initialization phase and be turned ON afterward until receipt of valid enabled message from ODS system.



**\* Thanks for your cooperation for the more quality. Please surely rate this document before closing.**